

Overview

- Most secure object detection due to the barrier principle
- Test input for deactivating the transmitter diode
- Robust housing with stainless steel spacer sleeves



Picture similar



Technical data

General data

Type	Through beam sensor
Emitter / receiver	Emitter
Light source	Pulsed red LED
Actual range Sb	5 m
Nominal range Sn	6 m
Power on indication	LED green
Wave length	644 nm
Alignment optical axis	< 1,5°

Electrical data

Voltage supply range +Vs	10 ... 30 VDC
Current consumption max. (no load)	20 mA (@ 30 VDC)
Current consumption typ.	16 mA (@ 24 VDC)
Reverse polarity protection	Yes

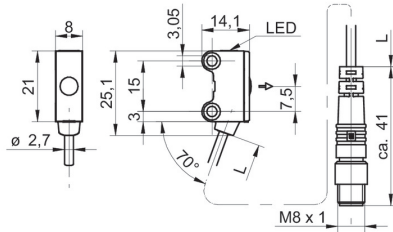
Mechanical data

Width / diameter	8 mm
Height / length	25,1 mm
Depth	14,1 mm
Type	Rectangular
Mechanical mounting	Sleeve smooth (stainless steel)
Housing material	Plastic (ASA, PMMA)
Front (optics)	PMMA
Connection types	Flylead connector M8 4 pin, L=200 mm
Cable characteristics	PVC / PVC 4 x 0,08 mm ²

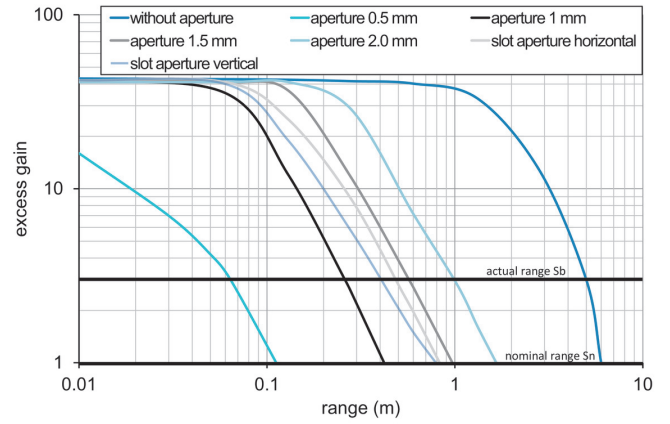
Ambient conditions

Operating temperature	-25 ... +50 °C
Protection class	IP 67

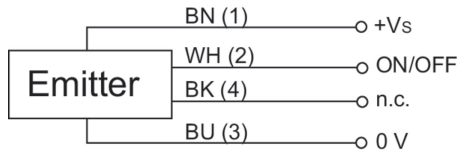
Dimension drawing



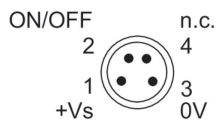
Excess gain curve



Connection diagram



Pin assignment



Beam characteristic (typically)

