

Overview

- receiver
- through beam sensor
- 40 m
- push-pull
- Teach-in: remote
- flylead connector M8, L=200 mm
- -25 ... 60 °C
- IP 68/69K & proTect+



Picture similar



Technical data

General data

Type	Through beam sensor
Special type	Hygienic design
Emitter / receiver	Receiver
Actual range Sb	40 m
Nominal range Sn	75 m
Alignment / soiled lens indicator	Flashing light indicator
Light indicator	LED yellow
Power on indication	LED green
Sensitivity adjustment	Teach-in: remote
Alignment optical axis	< 2°
Approvals/certificates	Ecolab Adapted from EHEDG

Electrical data

Response time / release time	< 0.49 ms
Voltage supply range +Vs	10 ... 30 VDC
Current consumption max. (no load)	40 mA

Electrical data

Current consumption typ.	30 mA
Voltage drop Vd	< 3 VDC
Output function	Light / dark operate
Output circuit	Push-pull
Output current	< 100 mA
Short circuit protection	Yes
Reverse polarity protection	Yes

Mechanical data

Width / diameter	16.5 mm
Height / length	34.6 mm
Depth	28.7 mm
Type	Rectangular
Housing material	Stainless steel 1.4404 (V4A)
Front (optics)	PMMA
Connection types	Flylead connector M8, L=200 mm

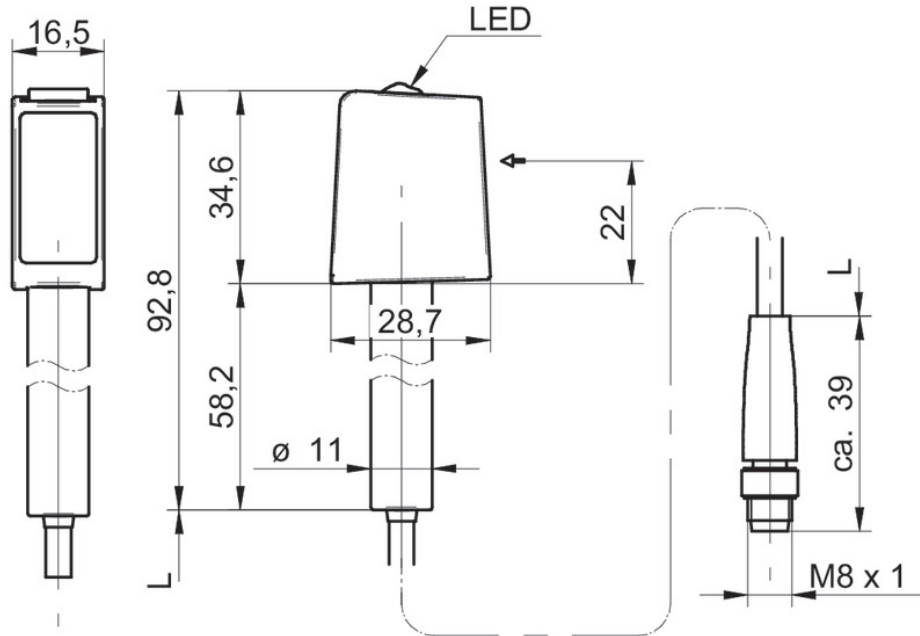
Ambient conditions

Operating temperature	-25 ... +60 °C
Protection class	IP 68/69K & proTect+

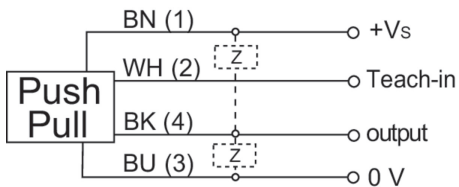
Remarks

- Magnetic Teach

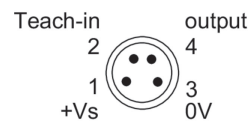
Technical drawings



Connection diagram



Pin assignment



Laser warning

**CLASS 1 LASER
PRODUCT**

IEC 60825-1/2014
Complies with 21 CFR 1040.10 and
1040.11 except for conformance with
IEC 60825-1 Ed. 3., as described in
Laser Notice No. 56, dated May 8, 2019

O300H.EL-GW1B.PVNV

Through beam sensors - hygiene

Article number: 11181084

Excess gain curve

