

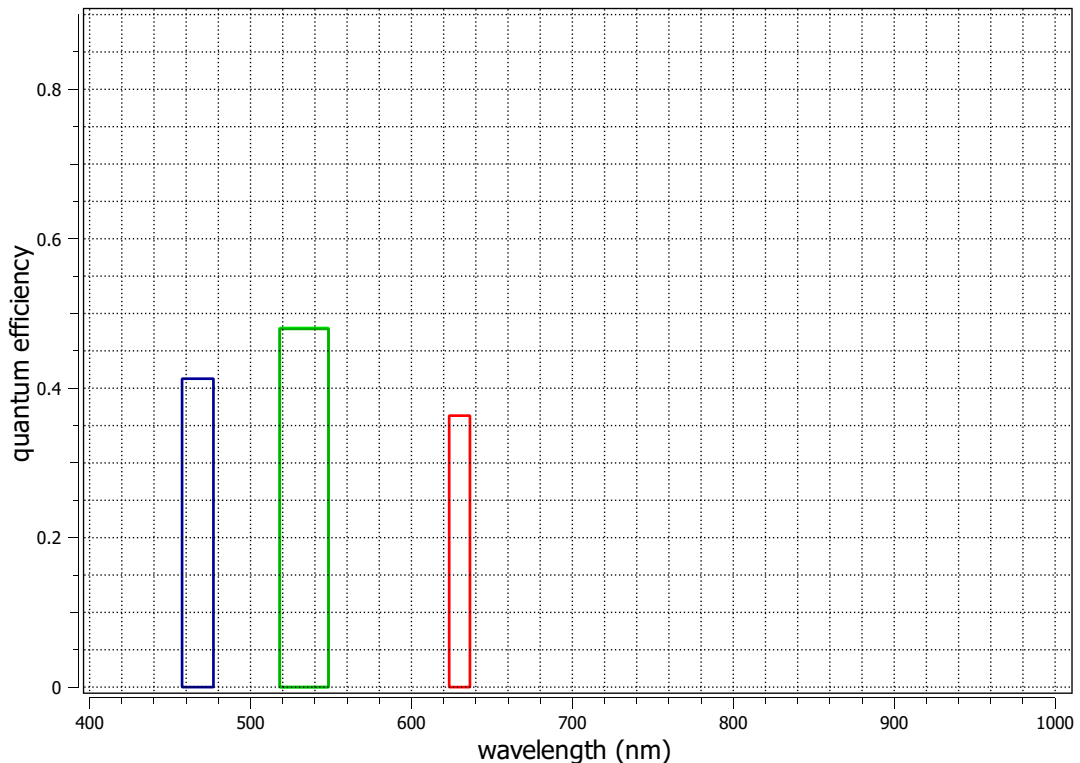


## EMVA 1288 Summary Sheet

This datasheet describes the specification according to the standard 1288 release 3.1 for "Characterization and Presentation of Specification Data for Image Sensors and Cameras" issued on December 30, 2016 by the European Machine Vision Association (EMVA), published at [www.standard1288.org](http://www.standard1288.org) and the *zenodo EMVA 1288 community* with proprietary extensions from AEON. The measurements were performed with the AEON ACC3 Release 7, 21.08.2018, SN 0018(AEON).

Measurements performed by Technical and Application Support Center, Baumer Optronic GmbH.

Vendor	Baumer	Type of data presented	Single
Model	VCXG.2-127C.I	<b>Operation point 1</b>	
Serial number	700009815584	Wavelength centroid	467.2 nm
Sensor diagonal	13.90 mm	Wavelength FWHM	19.5 nm
Lens category	C-Mount	Gain, black-level	1.0 / 40.0
Resolution	4096 × 2992, 12 bit	<b>Operation point 2</b>	
Pixel size (h×v)	2.74 μm × 2.74 μm	Wavelength centroid	533.3 nm
Sensor	Sony IMX545	Wavelength FWHM	30.3 nm
Sensor type	CMOS	Gain, black-level	1.0 / 40.0
Shutter type	Global shutter	<b>Operation point 3</b>	
Overlap cap.	Overlapped	Wavelength centroid	629.9 nm
Max. frame rate	0.0 Hz	Wavelength FWHM	12.9 nm
Interface type	GEV	Gain, black-level	1.0 / 40.0
		<b>Optional data measured</b>	
		None	



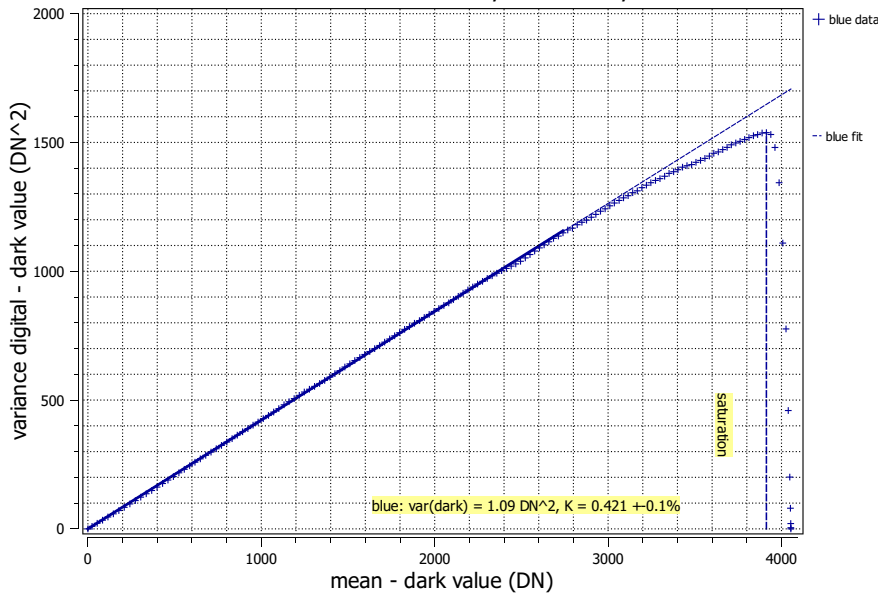


### Summary Sheet for Operation Point 1 at a Wavelength of 467 nm

Type of data	Single	Gain, black-level	1.0 / 40.0
Exposure control	By irradiance	Environmental temperature	26.4 °C
Exposure time	812.00 μs	Camera body temperature	36.7 °C
Frame rate	10.0 Hz	Internal temperature(s)	—
Data transfer mode	BayerRG12	Wavelength, centr., FWHM	467 nm, 19.5 nm

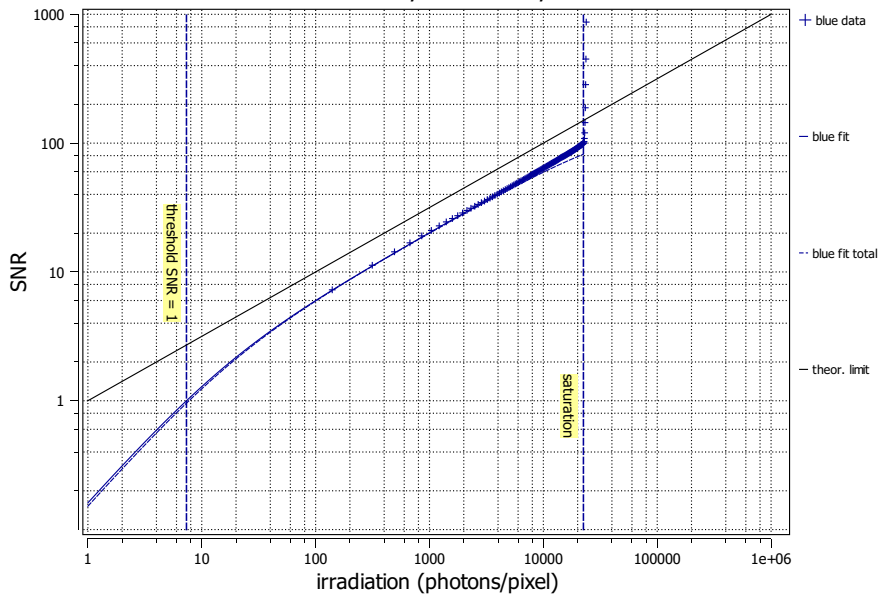
#### Photon Transfer

Photon transfer mACC300109, 467 nm, 28.04.2023



#### Signal-to-Noise Ratio

SNR mACC300109, 467 nm, 28.04.2023



#### Quantum efficiency

$\eta$  41.3%

#### Overall system gain

$K$  0.421 DN/e<sup>-</sup>

$1/K$  2.374 e<sup>-</sup>/DN

#### Temporal dark noise

$\sigma_d$  2.38 e<sup>-</sup>

$\sigma_{y,\text{dark}}$  1.04 DN

#### Signal-to-noise ratio

SNR<sub>max</sub> 96

39.7 dB

6.6 bit

$1/\text{SNR}_{\text{max}}$  1.04 %

#### Absolute sensitivity threshold

$\mu_{p,\text{min}}$  7.34 p

$\mu_{p,\text{min,area}}$  0.978 p/μm<sup>2</sup>

$\mu_{e,\text{min}}$  3.03 e<sup>-</sup>

$\mu_{e,\text{min,area}}$  0.403 e<sup>-</sup>/μm<sup>2</sup>

#### Saturation capacity

$\mu_{p,\text{sat}}$  22485 p

$\mu_{p,\text{sat,area}}$  2995 p/μm<sup>2</sup>

$\mu_{e,\text{sat}}$  9280 e<sup>-</sup>

$\mu_{e,\text{sat,area}}$  1236 e<sup>-</sup>/μm<sup>2</sup>

#### Dynamic range

DR 3064

69.7 dB

11.6 bit

#### Spatial nonuniformities

DSNU<sub>1288</sub> 0.91 e<sup>-</sup>

0.38 DN

PRNU<sub>1288</sub> 0.64 %

#### Linearity error

LE<sub>min</sub> -0.27%

LE<sub>max</sub> 0.69%

#### Dark current

$\mu_{c,\text{mean}}$  0 ± 0 e<sup>-</sup>/s

0.1 DN/s

$\mu_{c,\text{var}}$  14 ± 1 e<sup>-</sup>/s

$T_d$  — °C

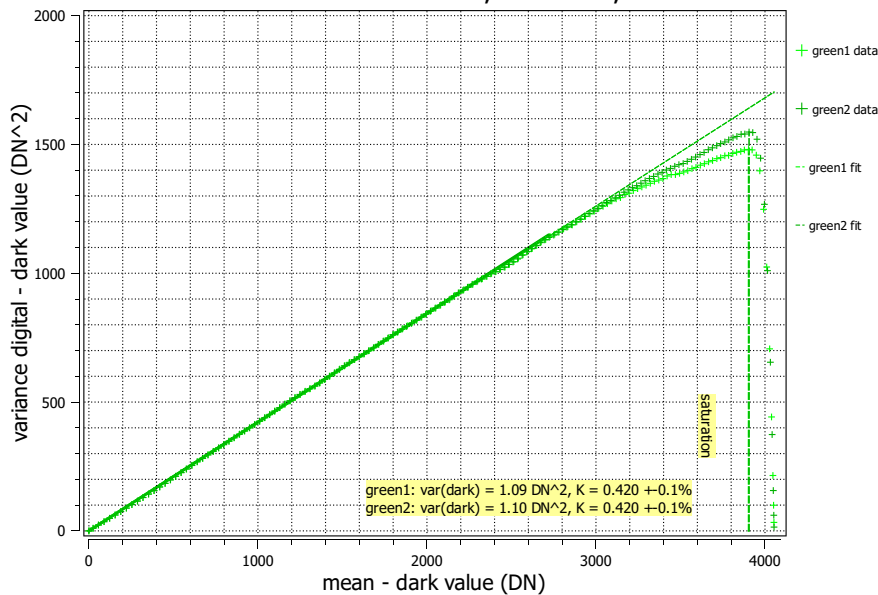


## Summary Sheet for Operation Point 2 at a Wavelength of 533 nm

Type of data	Single	Gain, black-level	1.0 / 40.0
Exposure control	By irradiance	Environmental temperature	26.1 °C
Exposure time	1.59 ms	Camera body temperature	37.3 °C
Frame rate	10.0 Hz	Internal temperature(s)	—
Data transfer mode	BayerRG12	Wavelength, centr., FWHM	533 nm, 30.3 nm

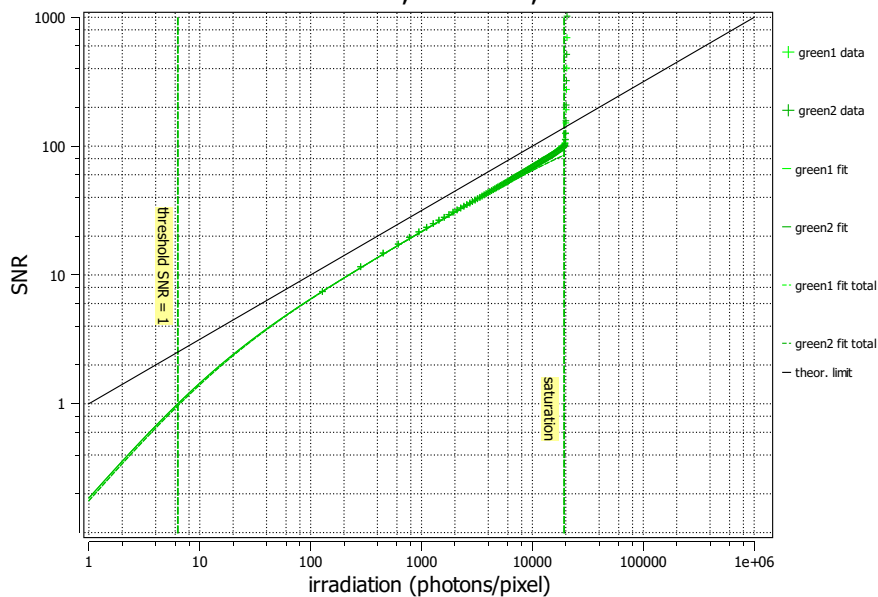
### Photon Transfer

Photon transfer mACC300109, 533 nm, 28.04.2023



### Signal-to-Noise Ratio

SNR mACC300109, 533 nm, 28.04.2023



### Quantum efficiency

$\eta$  48.1%

### Overall system gain

$K$  0.420 DN/e<sup>-</sup>

$1/K$  2.380 e<sup>-</sup>/DN

### Temporal dark noise

$\sigma_d$  2.39 e<sup>-</sup>

$\sigma_{y,dark}$  1.05 DN

### Signal-to-noise ratio

SNR<sub>max</sub> 96

39.7 dB

6.6 bit

$1/SNR_{max}$  1.04 %

### Absolute sensitivity threshold

$\mu_{p,min}$  6.33 p

$\mu_{p,min,area}$  0.843 p/ $\mu m^2$

$\mu_{e,min}$  3.04 e<sup>-</sup>

$\mu_{e,min,area}$  0.405 e<sup>-</sup>/ $\mu m^2$

### Saturation capacity

$\mu_{p,sat}$  19332 p

$\mu_{p,sat,area}$  2575 p/ $\mu m^2$

$\mu_{e,sat}$  9291 e<sup>-</sup>

$\mu_{e,sat,area}$  1238 e<sup>-</sup>/ $\mu m^2$

### Dynamic range

DR 3056

69.7 dB

11.6 bit

### Spatial nonuniformities

DSNU<sub>1288</sub> 0.78 e<sup>-</sup>

0.33 DN

PRNU<sub>1288</sub> 0.54 %

### Linearity error

LE<sub>min</sub> -0.35 %

LE<sub>max</sub> 0.64 %

### Dark current

$\mu_{c,mean}$  0 ± 0 e<sup>-</sup>/s

0.1 DN/s

$\mu_{c,var}$  13 ± 1 e<sup>-</sup>/s

$T_d$  — °C

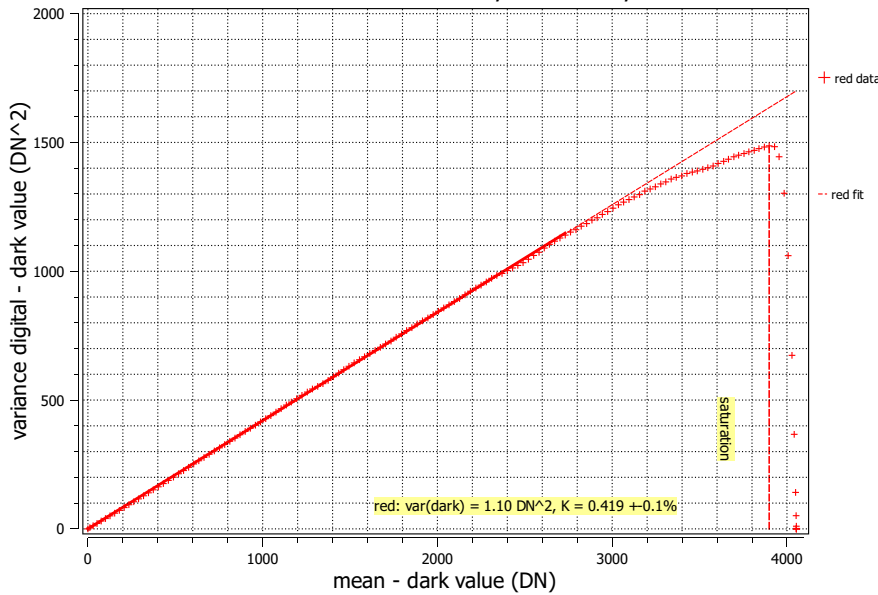


### Summary Sheet for Operation Point 3 at a Wavelength of 630 nm

Type of data	Single	Gain, black-level	1.0 / 40.0
Exposure control	By irradiance	Environmental temperature	26.0°C
Exposure time	1.59 ms	Camera body temperature	37.3°C
Frame rate	10.0 Hz	Internal temperature(s)	—
Data transfer mode	BayerRG12	Wavelength, centr., FWHM	630 nm, 12.9 nm

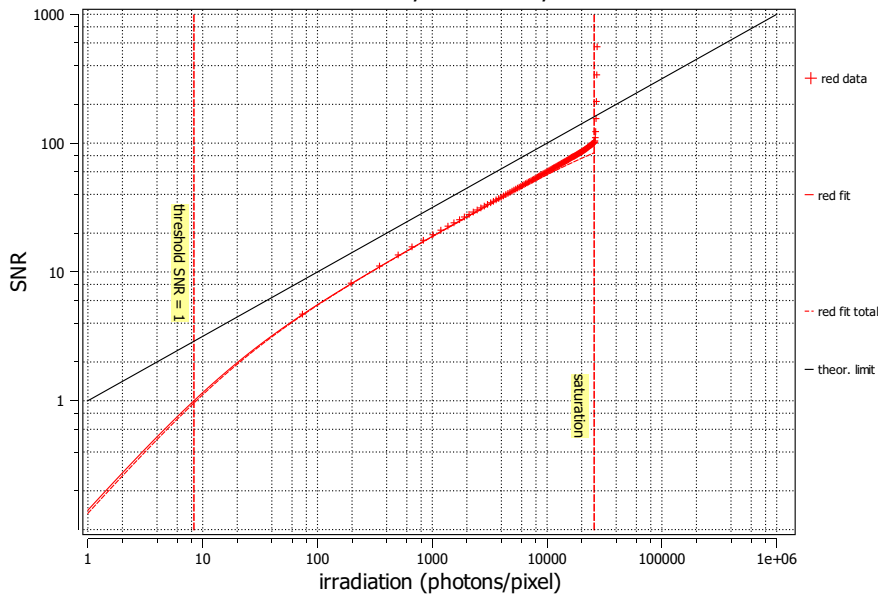
#### Photon Transfer

Photon transfer mACC300109, 630 nm, 28.04.2023



#### Signal-to-Noise Ratio

SNR mACC300109, 630 nm, 28.04.2023



<b>Quantum efficiency</b>	$\eta$	36.3%
<b>Overall system gain</b>	$K$	0.419 DN/e <sup>-</sup>
	1/K	2.384 e <sup>-</sup> /DN
<b>Temporal dark noise</b>	$\sigma_d$	2.40 e <sup>-</sup>
	$\sigma_{y,\text{dark}}$	1.05 DN
<b>Signal-to-noise ratio</b>	SNR <sub>max</sub>	97
		39.7 dB
		6.6 bit
	1/SNR <sub>max</sub>	1.03 %
<b>Absolute sensitivity threshold</b>	$\mu_{p,\text{min}}$	8.39 p
	$\mu_{p,\text{min,area}}$	1.117 p/ $\mu\text{m}^2$
	$\mu_{e,\text{min}}$	3.05 e <sup>-</sup>
	$\mu_{e,\text{min,area}}$	0.406 e <sup>-</sup> / $\mu\text{m}^2$
<b>Saturation capacity</b>	$\mu_{p,\text{sat}}$	25706 p
	$\mu_{p,\text{sat,area}}$	3424 p/ $\mu\text{m}^2$
	$\mu_{e,\text{sat}}$	9339 e <sup>-</sup>
	$\mu_{e,\text{sat,area}}$	1244 e <sup>-</sup> / $\mu\text{m}^2$
<b>Dynamic range</b>	DR	3065
		69.7 dB
		11.6 bit
<b>Spatial nonuniformities</b>	DSNU <sub>1288</sub>	0.89 e <sup>-</sup>
		0.37 DN
	PRNU <sub>1288</sub>	0.58 %
<b>Linearity error</b>	LE <sub>min</sub>	-0.25%
	LE <sub>max</sub>	0.15%
<b>Dark current</b>	$\mu_{c,\text{mean}}$	0 ± 0 e <sup>-</sup> /s
		0.1 DN/s
	$\mu_{c,\text{var}}$	13 ± 1 e <sup>-</sup> /s
	$T_d$	— °C